

Cisco Webex Training

Webex is here when the world needs to connect, communicate and collaborate.

Webex Meetings is Cisco's cloud-based web and video conferencing service that enables global and virtual teams to collaborate on mobile devices and standards-based video systems in real time. Webex Meetings includes features such as screen sharing, meeting recording, customizable layouts and meeting broadcasting.

Get Started

Get Started with Cisco Webex Training

Audio Options

The screenshot shows the Cisco Webex Training interface for a session titled "Giacomo Edwards's training session" with the topic "Emergency Preparedness". The interface includes a top menu bar with options like File, Edit, Share, View, Audio, Participant, Session, Breakout, and Help. A "Quick Start" section is visible on the left. The main area contains "Audio Conference (Connected)" and "Invite & Remind" buttons. A "Share Application" button is also present. On the right, there is a "Participants" panel showing a video feed of Giacomo Edwards (Host) and a list of panelists and attendees. A "Mute" button is visible next to the host's name. At the bottom right, there is a "Leave Training Session" button and a "Speak now" indicator. A "Chat, Q&A, Polling and Breakout Session Panels" menu is open, showing options for Audio, Chat, Q&A, Polling, and Breakout Session. A "Start/Stop Video" button is also visible next to the host's video feed.

Audio Conference (Connected)

Invite & Remind

Share Application

Start/Stop Video

Mute

Screen Sharing Options

Chat, Q&A, Polling and Breakout Session Panels

Schedule Trainings

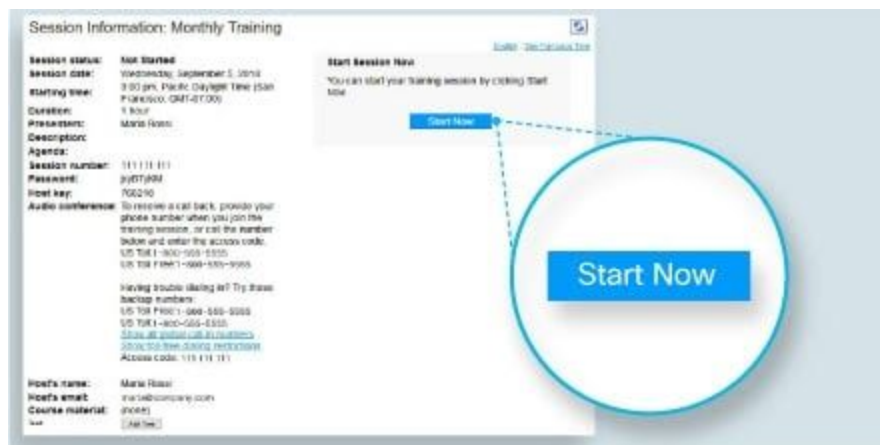
- Set Up and Schedule a Cisco Webex Training Session
- Schedule a Cisco Webex Meeting on Behalf of Another Host
- Prepare for Your Cisco Webex Training Session

Require Registration for a Cisco Webex Training Session Allow Someone to Schedule Webex Meetings on Your Behalf in Microsoft Outlook for Windows



Start and Join Trainings

- Prepare for Your Cisco Webex Training Session
- Join a Cisco Webex Training Session
- Start, Modify, or Cancel a Cisco Webex Training Session
- Start a Meeting in Microsoft Outlook Using the Webex Meetings Desktop App
- Start a Meeting in Microsoft Outlook for Windows



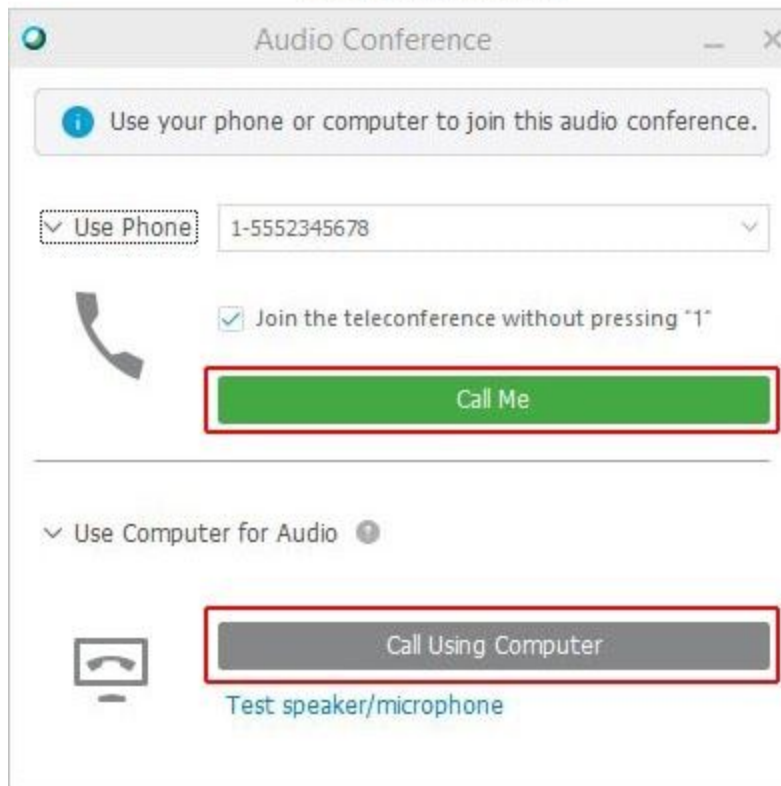
Manage Audio

- Use Webex Audio in Cisco Webex Training
- Mute or Unmute in Cisco Webex Meetings Suite
- How Do I Find the Global Dial-In Number for My Meeting?

Webex Audio Support



Audio Conference



The screenshot shows a window titled "Audio Conference" with a standard OS title bar (minimize, maximize, close). Inside the window, there is an information box that says "Use your phone or computer to join this audio conference." Below this, there are two main sections. The first section is for "Use Phone", which includes a dropdown menu currently set to "Use Phone" and a text input field containing the number "1-5552345678". There is a checkbox labeled "Join the teleconference without pressing *1*" which is checked. A green button labeled "Call Me" is highlighted with a red border. The second section is for "Use Computer for Audio", which includes a dropdown menu currently set to "Use Computer for Audio" and a grey button labeled "Call Using Computer" also highlighted with a red border. Below the "Call Using Computer" button is a link that says "Test speaker/microphone".

Manage Video

Send and Receive Video in Cisco Webex Training Webex Video Support

Record Trainings

Record a Webex Meeting

Delete or Recover Your Own Cisco Webex Recordings

Edit a Recording Using the Cisco Webex Recording Editor

Install the Cisco Webex Network Recording Player for Advanced Recording Format Files

Playback Control Options for Network-Based Meeting, Training, or Event Recordings

Share Content

Share Content in Cisco Webex Training

Options Available on the Annotate Toolbar in the Cisco Webex Meetings Suite

Draw and Move Annotations in the Cisco Webex Meetings Suite

Communicate with Participants

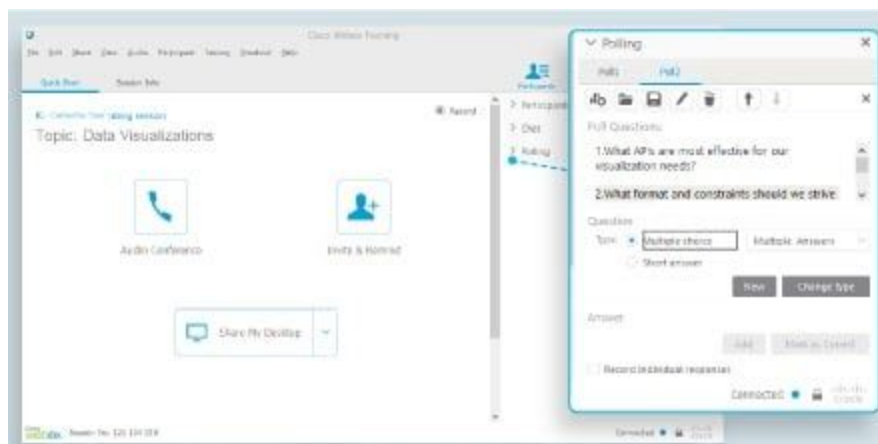
Save or Open Poll Questionnaires or Poll Result in Cisco Webex Training

Poll Attendees in Cisco Webex Training

Question and Answer Sessions in Cisco Webex Training

Participate in a Question and Answer Session in Cisco Webex Training

Best Practices for Communicating with Participants in Cisco Webex Training



Manage Hands-on Labs and Breakout Sessions

Manage Hands-on Labs

Participate in a Hands-on Lab in Cisco Webex Training

Hands-on Lab Administration

Set Up Breakout Sessions When You Schedule a Cisco Webex Training Session

Manage Breakout Sessions in Cisco Webex Training

Present a Breakout Session in Cisco Webex Training